

AOTEA PATHOLOGY
















- CLINICAL UPDATE

AOTEA
PATHOLOGY

1 MAY 2014

STANDARD FOR SPECIMEN LABELLING

Our specimen acceptance policy, in accordance with our laboratory accreditation requirements, is that all specimens received for testing must be labelled with **two points of identification** (patient's full name and full date of birth, full NHI and full DOB or full name and full NHI). A confidential request using a code as identification is also acceptable.

EXAMPLES OF SUFFICIENT LABELLING (does comply with best practice standards) SPECIMENS SUITABLY LABELLED TO ENABLE PROCESSING		
	<ul style="list-style-type: none"> Full name and Full Date of Birth 	
	<ul style="list-style-type: none"> Full NHI and Full Date of Birth 	
	<ul style="list-style-type: none"> Full name and NHI 	
EXAMPLES OF INSUFFICIENT LABELLING (does not comply with best practice standards) SPECIMENS CANNOT BE PROCESSED		
	<ul style="list-style-type: none"> Partial name Plus date of birth 	
	<ul style="list-style-type: none"> Partial name No other identifier 	
	<ul style="list-style-type: none"> Full name No other identifier 	
 	<ul style="list-style-type: none"> Sample container labelling does not match request form 	

The only exceptions will be where the specimen cannot be recollected e.g. histology, cervical smears and liquid based cytology.